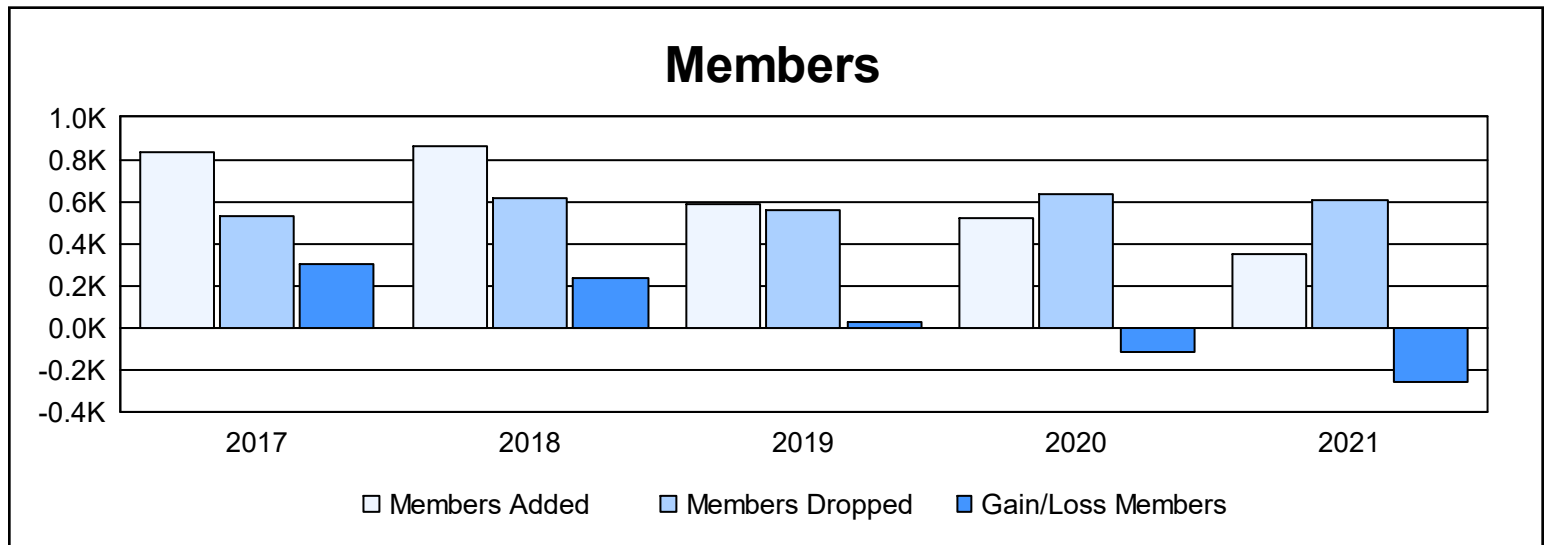
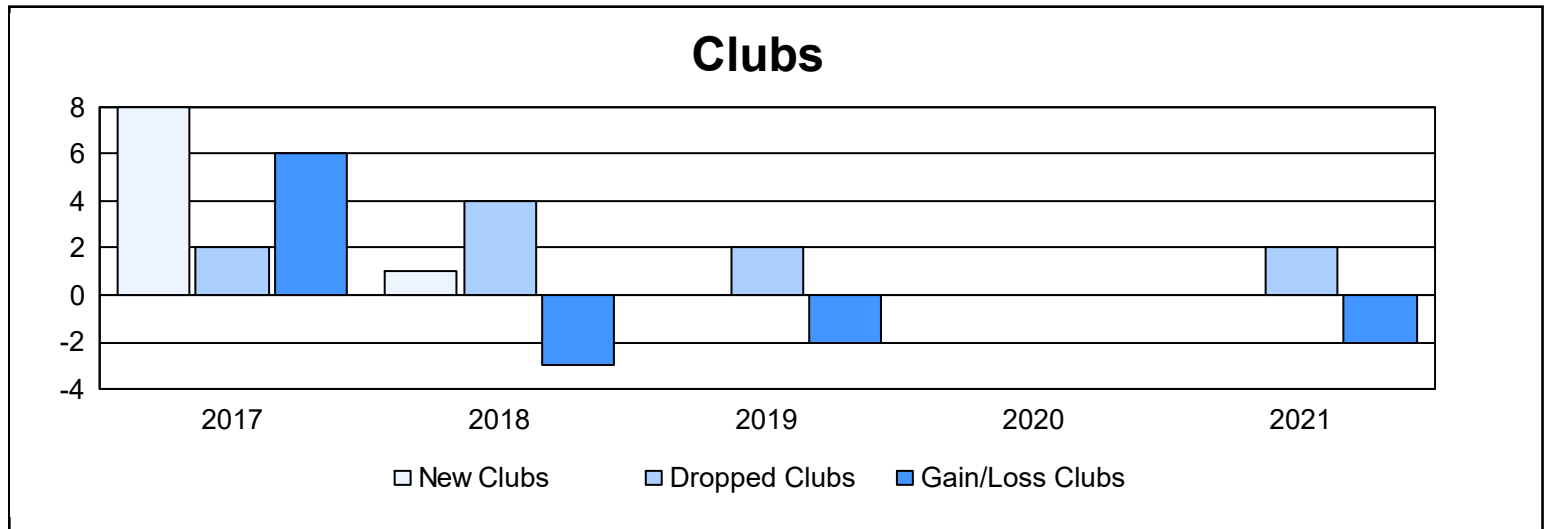
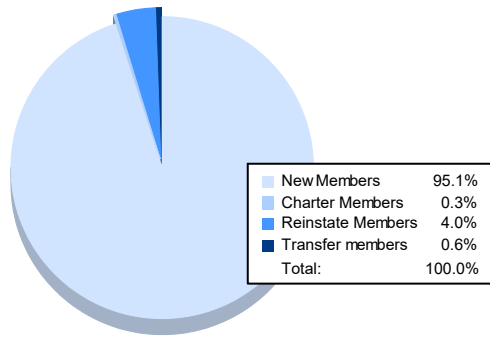


| Year | New Clubs | Dropped Clubs | Gain/ Loss Clubs | New Members | Charter Members | Reinstate Members | Transfer Members | Total Member Added | Total Members Dropped | Gain/ Loss Members |
|----------------|-----------|---------------|------------------|-------------|-----------------|-------------------|------------------|--------------------|-----------------------|--------------------|
| 2016-2017 | 8 | 2 | 6 | 519 | 295 | 13 | 3 | 830 | 528 | 302 |
| 2017-2018 | 1 | 4 | -3 | 785 | 35 | 13 | 25 | 858 | 619 | 239 |
| 2018-2019 | 0 | 2 | -2 | 556 | 2 | 20 | 7 | 585 | 560 | 25 |
| 2019-2020 | 0 | 0 | 0 | 485 | 4 | 20 | 9 | 518 | 634 | -116 |
| 2020-2021 | 0 | 2 | -2 | 330 | 1 | 14 | 2 | 347 | 610 | -263 |
| Average | 2 | 2 | 0 | 535 | 67 | 16 | 9 | 628 | 590 | 37 |



Membership Composition June 2021 Cumulative



Gender Composition June 2021 Cumulative

